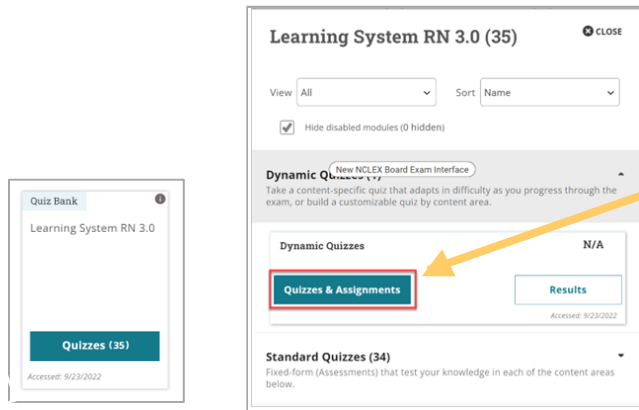
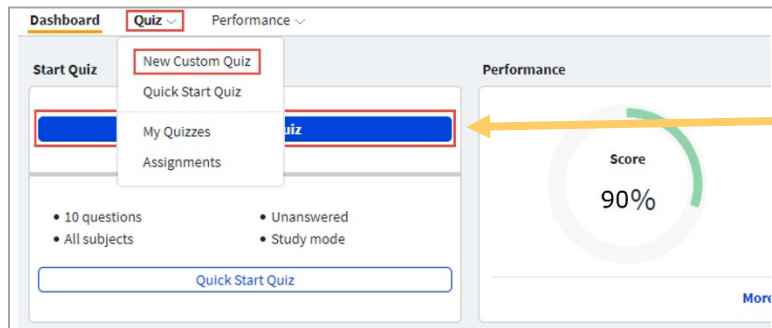


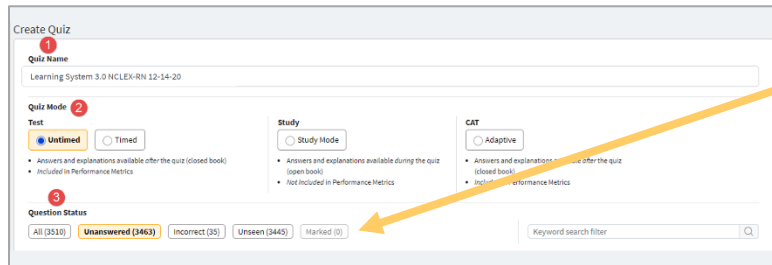
Student Instructions



- On the **ASSESSMENTS** tab, locate the Learning System card and click **QUIZZES**.
- Click the **Arrow** icon to open the **Dynamic Quizzes** folder.
- Click the blue **QUIZZES & ASSIGNMENTS** button.

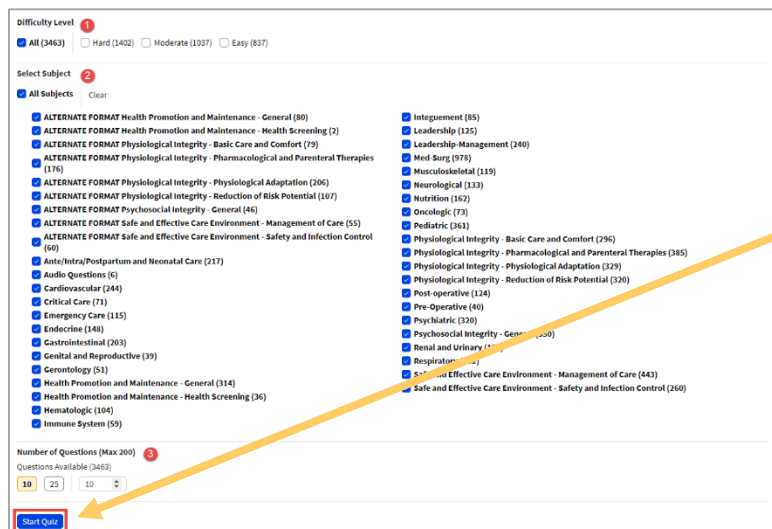


- Do one of the following to open the Create Quiz screen:
- From the Quiz menu, click **New Custom Quiz**.
 - From the Dashboard, click the blue **New Custom Quiz** button.



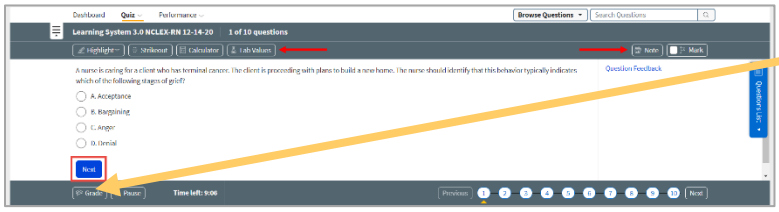
- Quiz Name** – Enter a name for your quiz.
- Quiz Mode** – Select the quiz parameters: Create an **Untimed** or **Timed** quiz, **Study Mode** quiz or **CAT** quiz.
- Question Status** – Filter the list of questions to **All**, **Unanswered**, **Incorrect**, **Unseen**, or **Marked**.

Note: Marked refers to questions that are marked while taking quizzes.

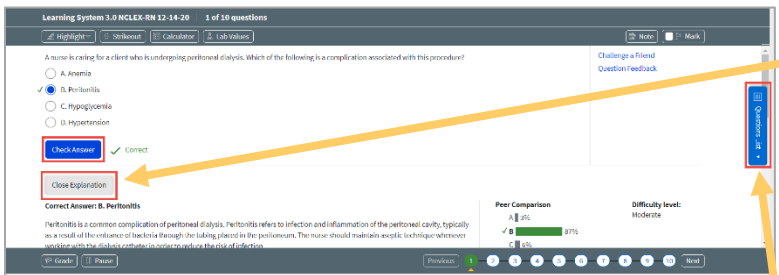


- **Difficulty Level** – Select the difficulty level to filter the questions: **Hard**, **Moderate**, or **Easy**.
- **Select Subject** – Select the box(es) next to the subjects you would like to cover in your exam. The selection defaults to all selected. Use the All Subjects and Clear buttons in the upper left to help with your selection.
- **Number of Questions** – Choose the number of questions to include on your quiz.

After making all in the quiz parameters, subjects and number of questions, click **Start Quiz**.



- Click **Next** to proceed through the questions.
 - Use the **Highlight, Strikeout, Calculator, Lab Values, Note, and Mark** tools to assist throughout the quiz.
- Note:** Marked questions can be used as a filter when building a future quiz.

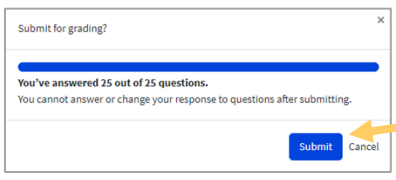


- If the quiz is in Study Mode:
- Click **Check Answer** to see if you have selected the correct answer.
 - Click **Show Explanation / Close Explanation** to view the answer rationale, peer comparison and difficulty level.



Click the blue **Question List** button on the right side of the page to open/close a list view of the exam questions. Use the list for navigation and for more details about each question.

- Use the navigation bar at the bottom of the page to submit the quiz for grading, pause the quiz, and navigate to previous and next questions.
 - Click a number to go to a specific question.
 - If for any reason you need to take a break, you can click the pause button to pause your quiz and resume later.
- When you finish answering all of the questions, click **Grade** to complete your quiz.



A Submit for grading confirmation displays. Click **Submit** to submit your answers and view results. Note that you cannot change your answers after submitting.

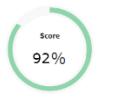
Dashboard Quiz Performance Browse Questions Search Questions

← See all past quizzes

Learning System 3.0 NCLEX-RN 12-14-20 Review Questions

Dec 14, 2020 | 25 Questions | Completed In 27:53 | Difficulty Level: All

Overall Performance



Score: 92%

Correct	2
Incorrect	23
Unanswered	0

Response Time

Your Average	1:08
Board Exam Average	1:21

Subject	Correct	Incorrect	Unanswered	# of Qs	Avg Time
ALTERNATE FORMAT Health Promotion and Maintenance - General	1	0	0	1	1:01
ALTERNATE FORMAT Physiological Integrity - Basic Care and Comfort	1	0	0	1	1:01
ALTERNATE FORMAT Physiological Integrity - Pharmacological and Parenteral Therapies	0	1	0	1	1:03

Review your quiz performance and measure your results against others.

If the quiz was created in **Test** or **CAT** mode, click **Review Questions** to see the answer rationale, peer comparison and difficulty level.

[Go back to the top](#)