

## Is the ATI TEAS Version 7 predictive of early nursing school success?

The ATI Test of Essential Academic Skills Version 7 (ATI TEAS Version 7) is an assessment of academic preparedness to enter a nursing program. As such, it is often used by schools of nursing as one of the criteria to select students for entrance into a program. Some programs choose to adopt one of several performance level descriptors, known as academic preparedness categories, associated with the ATI TEAS Version 7 as a minimum score for admission. This analysis examines the relationship between the ATI TEAS Version 7 scores, specifically the academic preparedness categories, and early academic performance in nursing programs as measured by ATI's Content Mastery Series (CMS) Fundamentals assessments. Overall, the results support the utility of including TEAS Version 7 assessment for predicting early academic success in ADN, BSN, and PN programs.

## Introduction

A critical component of success in nursing school is academic achievement, and one essential determining factor of academic achievement is academic preparation. In any nursing program, Associate Degree in Nursing (ADN), Bachelor of Science in Nursing (BSN) or Practical Nurse (PN), a certain minimum level of academic competency and skill is required for success. Therefore, it is necessary to consider students' academic preparation when making admissions decisions and evaluating nursing school success. It is important to keep in mind that a score on one test is not representative of all skills needed to be successful in nursing school. Thus, it is recommended that other academic factors be considered when making academic decisions such as students' GPA, courses taken, etc. Nonacademic factors may also be accounted for in a comprehensive approach to making admissions decisions.

The main purpose of the ATI Test of Essential Academic Skills Version 7 (ATI TEAS Version 7) assessment is to assess academic preparedness in the areas of reading, mathematics, science, and English and language usage. If it is used to make decisions regarding whom to admit into a nursing academic program, institutions should use the test results in conjunction with other admission criteria to determine whether or not to admit an applicant. In other words, the ATI TEAS Version 7 should not be used as the sole determining factor as to whether or not an examinee is admitted into a program. Furthermore, it is recommended that schools use the overall score from the ATI TEAS Version 7, instead of individual subtest scores, when evaluating an applicant (ATI, 2023).

ATI's Fundamentals of Nursing assessment is a standardized test that is typically administered in a Fundamentals of Nursing course, which is most often taken during the first year of study. As such, performance in Fundamentals is a reasonable proxy for early nursing success. Student performance on both the ATI TEAS Version 7 and Fundamentals tests can readily be compared by matching ATI student identification numbers.

This report provides evidence to support the predictive validity of the ATI TEAS Version 7 as an indicator of early nursing school success thereby supporting its use as a tool in the admissions process. As such, three related research questions are addressed, which are as follows: Do ATI TEAS Version 7 test scores correlate with early nursing school performance as measured by the Fundamentals test? How accurately can the ATI TEAS Version 7 predict early nursing school success? And do successful early nursing school students perform differently on the ATI TEAS Version 7 than unsuccessful students?

## Data & Methods

Data was obtained for Registered Nurse (RN; ADN & BSN) and PN students that had test scores for both the ATI TEAS Version 7 test and either the RN 2023 Fundamentals test or the PN 2023 Fundamentals test. Retake scores were not included in the dataset (i.e., scores that represented a student's second or third attempt were removed for the following analyses). Students that did not complete at least 80% of either test were not included. For ADN and BSN students, there were 15,178 and 10,385 cases that fit these criteria and for PN students, there were 9,052 cases. The ADN represented 606 institutions, BSN students represented 409 institutions, and the PN students came from 578 different schools.

In addition to percent correct scores, students' scores on both tests were categorized by academic preparedness categories for the ATI TEAS Version 7 exam and proficiency levels for the Fundamentals exam. A set of criterion-referenced cut scores were developed for each of these exams during their respective national cut score studies in which nurse educators nationwide participated. ATI recommends that institutions choosing to use one of the established benchmarks should read the definitions and select the most appropriate benchmark for their institution. Table 1 on the next page displays the ATI TEAS Version 7 academic preparedness categories and Tables 2 and 3 display the proficiency levels for the RN and PN Fundamentals tests, respectively.

Several analyses were conducted to evaluate the relationship between the ATI TEAS Version 7 and the Fundamentals test scores and proficiency levels. The first goal was to determine if there was a significant correlation between the two assessments. However, a correlation coefficient is limited as a statistical index for validity evidence in that it represents an average prediction based on content or skill similarity. As such, proficiency level 2 on the Fundamentals tests was used to define success or failure in early nursing school and further analyses were conducted to evaluate the predictive accuracy of the ATI TEAS Version 7 as well as performance differences on the ATI TEAS Version 7 for successful and not successful students. Proficiency level 2 on the Fundamentals was only chosen for the purposes of this paper and ATI does not necessarily recommend it as a cut score for all institutions. That is, institutions should decide which cut score is most appropriate for their students and their institution's specific needs.

**Table 1.** ATI TEAS Version 7 cut scores for each academic preparedness category

ATI TEAS Version 7 Academic Preparedness Categories	Percent Correct
Developmental	< 40.7
Basic	40.7 - 58.0
Proficient	58.7 - 79.3
Advanced	80.0 - 91.3
Exemplary	≥ 92.0

**Table 2.** RN Fundamentals cut scores for each proficiency level: ADN and BSN

RN Fundamentals Proficiency Level	Percent Correct
Below Level 1	0.0 - 49.8
Level 1	49.9 - 65.4
Level 2	65.5 - 79.3
Level 3	79.4 - 100.0

**Table 3.** PN Fundamentals cut scores for each proficiency level

PN Fundamentals Proficiency Level	Percent Correct
Below Level 1	0.0 - 50.4
Level 1	50.5 - 65.8
Level 2	65.9 - 81.1
Level 3	81.2 - 100.0

## Study 1

### Do ATI TEAS Version 7 test scores correlate with early nursing school performance as measured by the ATI CMS Fundamentals test?

If the ATI TEAS Version 7 is intended to measure academic achievement that is critical to success in early nursing school, and if early nursing school success can be reliably measured by scores on the Fundamentals test, then there should be a relationship between ATI TEAS Version 7 test scores and Fundamentals scores. Previous studies have demonstrated the predictive validity of TEAS scores on early academic success in nursing programs (ATI, 2024). Evaluating the statistical relationship between these two test scores provides validity evidence for using ATI TEAS Version 7 test scores as part of schools' admissions criteria. Pearson correlation coefficients were calculated to evaluate this relationship.

#### ADN Students

Correlation indices indicated that ATI TEAS Version 7 scores for ADN students are significantly related to performance on the Fundamentals test,  $r = 0.323$ ,  $p < .01$ . This relationship was statistically significant, suggesting that a relationship exists in the population and can be interpreted as a medium to large effect size (Cohen, 1988). The squared correlation coefficient,  $r^2$ , (also referred to as the coefficient of determination) indicates that 10.5% of the variance in RN Fundamentals test scores can be explained by variations in ATI TEAS Version 7 test scores.

#### BSN Students

Correlation indices indicated that ATI TEAS Version 7 scores for BSN students are significantly related to performance on the Fundamentals test,  $r = 0.397$ ,  $p < .01$ . This relationship was statistically significant, suggesting that a relationship exists in the population and can be interpreted as a medium to large effect size. The squared correlation coefficient,  $r^2$ , indicates that 15.8% of the variance in RN Fundamentals test scores can be explained by variations in ATI TEAS Version 7 test scores.

#### PN Students

Correlation indices indicated that ATI TEAS Version 7 scores for PN students are significantly related to performance on the Fundamentals test,  $r = 0.474$ ,  $p < .01$ . This relationship was statistically significant, suggesting that a relationship exists in the population and can be interpreted as a medium to large effect size. The squared correlation coefficient,  $r^2$ , indicates that 22.5% of the variance in PN Fundamentals test scores can be explained by variations in ATI TEAS Version 7 test scores.

#### Discussion

The correlation coefficients reported in this paper showed consistent patterns with those previously reported in Wolkowitz & Kelley (2010) and Yoo, Zhou, & Phillips (2025). The magnitudes of these correlation coefficients are invariably impacted by several factors. First, because the sample of students included in this analysis consisted only of students that were actually admitted to a nursing program, the range of test scores is not as low as it may have been had the ATI TEAS Version 7 scores for those not admitted been included in this study. In other words, students may be selected to programs, in part, based on their ATI TEAS Version 7 test scores; thus, students with very low test scores may not be as frequently admitted. If these students were admitted into a program, then the correlation between admissions test scores and Fundamentals test scores would likely be higher as their chances of being successful in early nursing school would also tend to be lower on average. In general, this tends

to be an issue in any situation where an assessment tool that is intended to measure academic skills is used to help make decisions about which students to admit to a program (Zwick, 2006).

Second, from a statistical standpoint, a correlation cannot exceed the square root of the product of the reliabilities of the two tests. The reliability of ATI TEAS Version 7 test scores has been estimated to be 0.96 while the reliability for the Fundamentals RN and PN tests are both around 0.91. Therefore, the correlation between the ATI TEAS Version 7 and the RN/PN test will not be greater than 0.93. Given these restrictions, the correlation coefficients described provide reasonably strong evidence for criterion related validity. Given these limitations, the correlation coefficients presented in this report are positive and are medium effect sizes; these findings provide criterion-related validity evidence for using ATI TEAS Version 7 test scores to gauge Fundamentals performance.

Finally, a correlation coefficient is limited as a statistical index for validity evidence in that it represents an average prediction based on content or skill similarity. However, it doesn't reflect the accuracy of admissions measures in identifying students that will be successful in nursing school which inevitably is where the real value lies from an educator's perspective. This type of prediction accuracy needs to be modeled directly. As mentioned previously, success was defined, for the purposes of this paper, as obtaining a score in or above proficiency level 2 on the Fundamentals test and statistical models were derived to model these predictions.

## Study 2

### **How accurately can the ATI TEAS Version 7 predict early nursing school success indicated by CMS Fundamentals Assessment?**

As mentioned previously, Fundamentals test scores were recoded as a binary variable that indicated success or non-success (1,0) in early nursing school. This variable was defined by the second proficiency level, which is the level that describes an adequate level of knowledge to meet NCLEX standards. For RN students, a score of 65.5% or greater is needed to be placed at proficiency level 2 and considered "successful". For PN students, a score of 65.9% or greater is needed to be at proficiency level 2 and considered "successful".

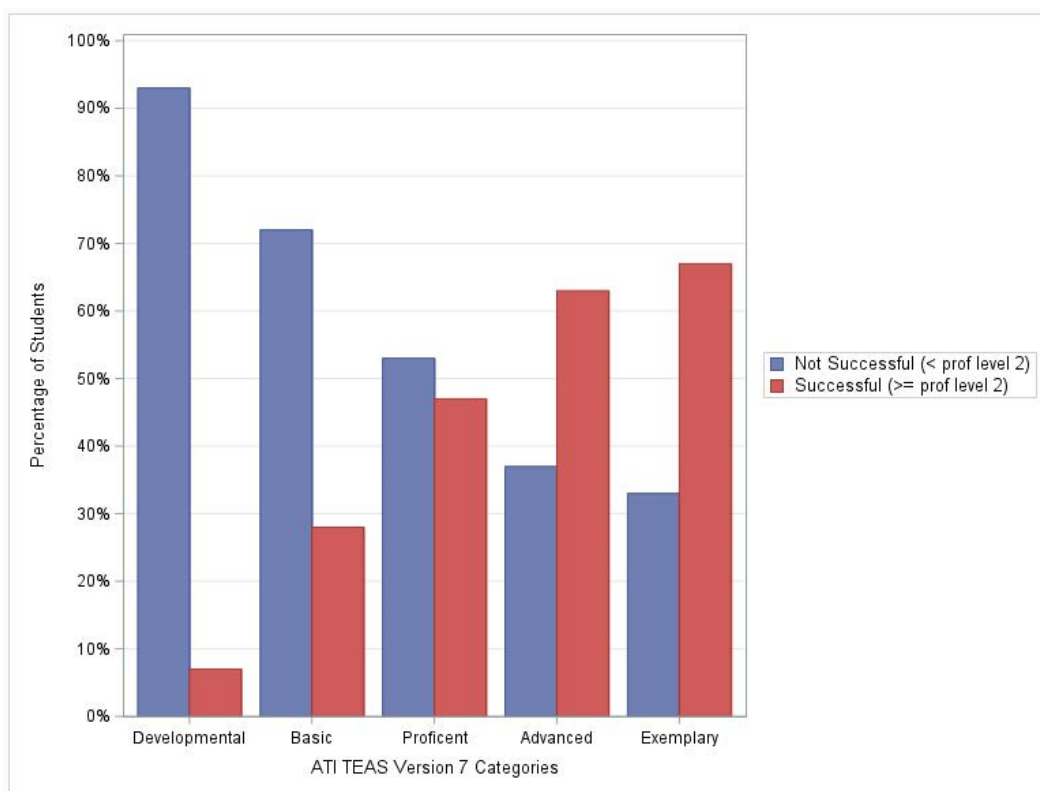
In order to evaluate the accuracy of the ATI TEAS Version 7 in identifying students that were successful in nursing school, a prediction model was derived using logistic regression analyses. However, as a preliminary step, proportions of students at each TEAS academic preparedness categories were calculated for the successful and unsuccessful groups of students.

## ADN Students

Table 4 below displays frequency counts (and percentages) of the number of students that were successful on the Fundamentals test by TEAS performance category. Figure 1 is a graphical depiction of the percentages from Table 4. As would be expected if the ATI TEAS Version 7 is predictive of early nursing school success, there was a larger proportion of students that were in the bottom TEAS performance category that were not successful on the subsequent Fundamentals test than in any of the other performance categories. As TEAS performance categories increase towards Exemplary, the proportions of students that were deemed successful also increase.

**Table 4.** Frequencies of ADN students in TEAS performance category by success on the RN Fundamentals test

ATI TEAS Version 7 Academic Preparedness Category	Not Successful ( $<$ prof level 2)	Successful ( $\geq$ prof level 2)
Developmental	43 (93.5%)	3 (6.5%)
Basic	1,136 (72.3%)	436 (27.7%)
Proficient	5,417 (52.8%)	4,851 (47.2%)
Advanced	1,091 (36.7%)	1,879 (63.3%)
Exemplary	106 (32.9%)	216 (67.1%)



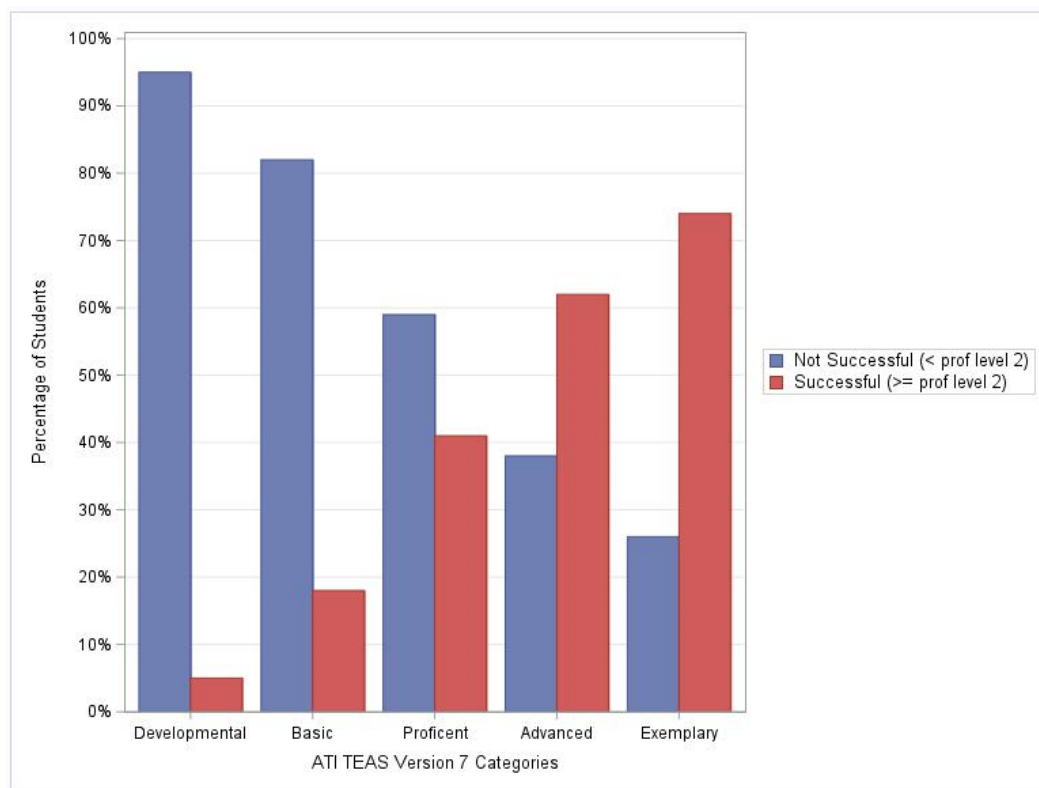
**Figure 1.** Percentages of ADN students in TEAS preparedness category by success on the RN Fundamentals test

### BSN Students

Table 5 below displays frequency counts (and percentages) of the number of students that were successful on the Fundamentals test by TEAS performance category. Figure 2 is a graphical depiction of the percentages from Table 5. As would be expected if the ATI TEAS Version 7 is predictive of early nursing school success, there was a larger proportion of students that were in the bottom TEAS performance category that were not successful on the subsequent Fundamentals test than in any of the other performance categories. As TEAS performance categories increase towards Exemplary, the proportions of students that were deemed successful also increase.

**Table 5.** Frequencies of BSN students in TEAS performance category by success on the RN Fundamentals test

ATI TEAS Version 7 Academic Preparedness Category	Not Successful (< prof level 2)	Successful (≥ prof level 2)
Developmental	38 (95.0%)	2 (5.0%)
Basic	689 (81.8%)	153 (18.2%)
Proficient	3,513 (59.1%)	2,430 (40.9%)
Advanced	1,228 (38.2%)	1,988 (61.8%)
Exemplary	88 (25.6%)	256 (74.4%)



**Figure 2.** Percentages of BSN students in TEAS preparedness category by success on the RN Fundamentals test

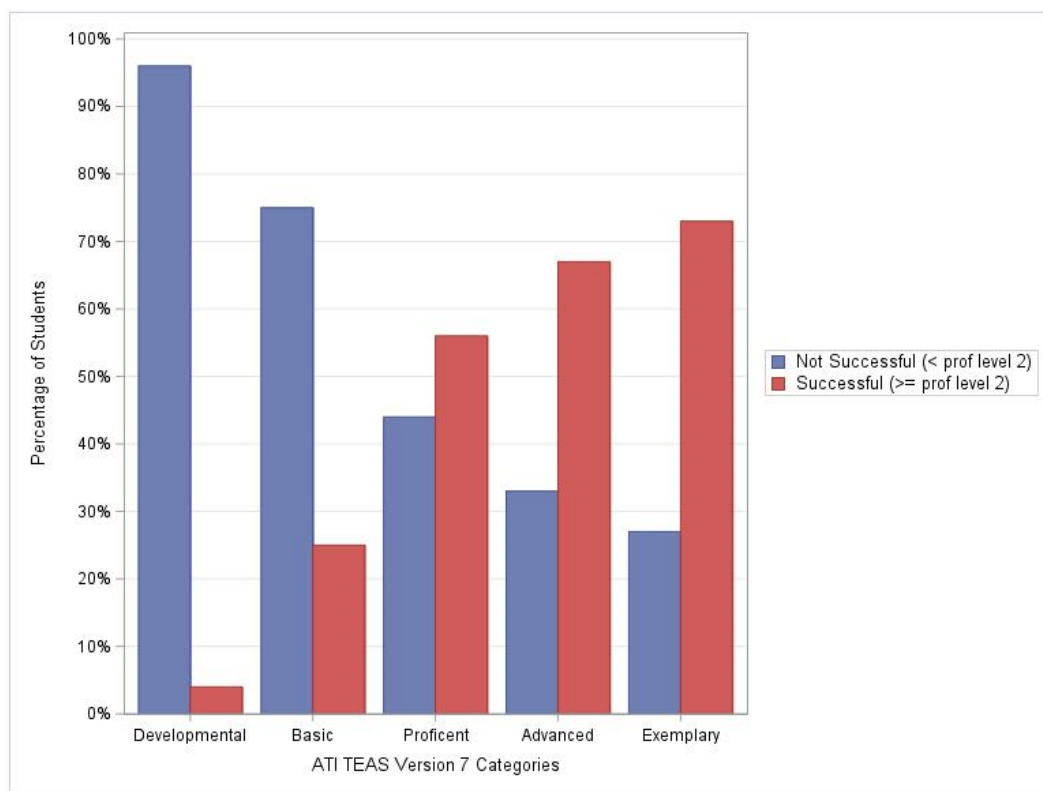
### PN Students

Table 6 below displays frequency counts of the number of students that were successful on the Fundamentals

test by ATI TEAS Version 7 performance category. Figure 3 is a graphical depiction of the percentages from Table 6. Again, as would be expected if the TEAS is predictive of early nursing school success, there were larger proportions of students that were in the bottom two TEAS performance categories that were not successful on the subsequent Fundamentals test taken during early nursing school. Again, as TEAS performance categories increase towards Exemplary, the proportions of students that are deemed successful increase while those deemed not successful decrease.

**Table 6.** Frequencies of PN students in TEAS performance category by success on the PN Fundamentals test

ATI TEAS Version 7 Academic Preparedness Category	Not Successful ( $<$ prof level 2)	Successful ( $\geq$ prof level 2)
Developmental	219 (96.1%)	9 (3.9%)
Basic	2,441 (74.9%)	817 (25.1%)
Proficient	2,180 (44.1%)	2,763 (55.9%)
Advanced	182 (32.6%)	377 (67.4%)
Exemplary	17 (26.6%)	47 (73.4%)



**Figure 3.** Percentages of students in each TEAS preparedness category by success on the PN Fundamentals test

## Logistic Regression



To evaluate the predictive accuracy of the ATI TEAS Version 7 test in identifying students that were successful in early nursing school, logistic regression procedures were used to predict the dichotomous success/failure Fundamentals outcome.

### **ADN Students**

Results indicate that for this sample of students, the model is statistically significant,  $\chi^2 = 758.18$ ,  $df = 1$ ,  $p < .01$ , which means that a relationship likely exists between TEAS Version 7 scores and Fundamentals outcome in the population. The Nagelkerke  $R^2$  value was equal to 0.07, indicating that ATI TEAS Version 7 test scores can reduce Fundamentals prediction error by 7% as compared to the null model that does not contain ATI TEAS Version 7 scores.

Furthermore, the regression coefficient for TEAS Version 7 test scores was significantly different from zero,  $\beta = 0.05$  (Wald = 750.02,  $p < .01$ ). In conjunction, these findings provide evidence that the TEAS Version 7 can be used to help predict which ADN students will be successful on the Fundamentals test. A logistic regression model was constructed in order to calculate probabilities of success associated with each ATI TEAS Version 7 score level and prediction accuracy rates. These results are described in the following section.

### **BSN Students**

Results indicate that for this sample of students, the model is statistically significant,  $\chi^2 = 922.92$ ,  $df = 1$ ,  $p < .01$ , which means that a relationship likely exists between TEAS Version 7 scores and Fundamentals outcome in the population. The Nagelkerke  $R^2$  value was equal to 0.13, indicating that ATI TEAS Version 7 test scores can reduce Fundamentals prediction error by 13% as compared to the null model that does not contain ATI TEAS Version 7 scores.

Furthermore, the regression coefficient for TEAS Version 7 test scores was significantly different from zero,  $\beta = 0.06$  (Wald = 896.12,  $p < .01$ ). In conjunction, these findings provide evidence that the TEAS Version 7 can be used to help predict which BSN students will be successful on the Fundamentals test. A logistic regression model was constructed in order to calculate probabilities of success associated with each ATI TEAS Version 7 score level and prediction accuracy rates. These results are described in the following section.

### **PN Students**

Results indicate that the model is statistically significant,  $\chi^2 = 1169.1$ ,  $df = 1$ ,  $p < .01$ , which means that a relationship likely exists between ATI TEAS Version 7 scores and Fundamentals outcome in the population. The Nagelkerke  $R^2$  value was equal to 0.19, indicating that ATI TEAS Version 7 test scores can reduce Fundamentals prediction error by 19%.

Furthermore, the regression coefficient for TEAS Version 7 test scores was significantly different from zero,  $\beta = 0.08$  (Wald = 1100.69,  $p < .01$ ). In conjunction, these findings provide evidence that the TEAS Version 7 can be used to help predict which PN students will be successful on the Fundamentals test.

### **Prediction Accuracy**

As mentioned, the probability of success was modeled across all students in the sample. A probability level of at least .50 was chosen as the cutoff point for the probability of success (i.e., the probability of obtaining a score at or above proficiency level 2 on the Fundamentals test needed to be at least .50). Prediction accuracy rates can

be defined as the percentage of students who performed as predicted.

Specifically, it is equal to the number of students that the ATI TEAS Version 7 correctly predicted divided by the number of students that actually passed or failed. The predicted accuracy rates for ADN, BSN, and PN students are summarized in Tables 7 to 9, respectively. However, please note that there are several cautionary claims to be made when interpreting these rates which are described in the discussion section. In general, it appears that the TEAS Version 7 test was most accurate at identifying PN students who were not successful in Fundamentals and least accurate at identifying ADN students those who were successful.

Furthermore, for PN students in this sample, the TEAS Version 7 test seems to identify unsuccessful students better than successful students. As shown in the tables below, the overall accuracy rate was approximately 7.0% higher for PN students than it was for ADN students. This may be explained by larger proportions of ADN students that were correctly identified as successful or not successful around the .50 probability cutoff point. Based on the crosstabs analysis above, for ADN, BSN, and PN programs, TEAS Version 7 may be more accurate for students at the extremes (i.e., Developmental and Exemplary levels) but may be less accurate for students that score at the Proficient level, which is where most students score.

**Table 7.** Prediction accuracy rates for ATI TEAS Version 7 scores predicting RN Fundamentals outcome: ADN

Outcome	Predicted to succeed ( $\geq 50\%$ probability of success)	Predicted to Fail ( $< 50\%$ probability of success)
Actual Pass	4,013	3,372
Actual Fail	2,872	4,921
N	6,885	8,293
Corrected Predication Rate	58.3%	59.3%
Overall Predication Accuracy	58.8%	

**Table 8.** Prediction accuracy rates for ATI TEAS Version 7 scores predicting RN Fundamentals outcome: BSN

Outcome	Predicted to succeed ( $\geq 50\%$ probability of success)	Predicted to Fail ( $< 50\%$ probability of success)
Actual Pass	2,781	2,048
Actual Fail	1,810	3,746
N	4,591	5,794
Corrected Predication Rate	60.6%	64.7%
Overall Predication Accuracy	62.7%	

**Table 9.** Prediction accuracy rates for ATI TEAS Version 7 scores predicting PN Fundamentals outcome

Outcome	Predicted to succeed ( $\geq 50\%$ probability of success)	Predicted to Fail ( $< 50\%$ probability of success)
Actual Pass	2,157	1,856
Actual Fail	1,209	3,830
N	3,366	5,686
Corrected Predication Rate	64.1%	67.4%
Overall Predication Accuracy	65.8%	

## Discussion

There are several cautions that are warranted when interpreting these findings. First, the model itself encompasses some degree of imprecision such that the accuracy rates described above are likely an underestimation of the true rates. This is due to the probabilistic nature of the predicted classifications; since it is based on a 50% chance of success, the accuracy rate largely becomes a function of the number of students in the sample who had test scores associated with this probability (Kelley, 2011). Therefore, it is recommended that institutions evaluate the accuracy of ATI TEAS Version 7 for predicting early nursing school success based on the students from their own classes.

Similarly, there are many factors that can impact success in early nursing school, including academic preparedness as measured by various indices as well as non-cognitive factors such as financial status, personal health, etc. As institutions use and assign differing weights to a variety of indices and measures in their admissions procedures, it may be more appropriate to build predictive models for each individual school rather than averaged across all schools. As the present analysis did not account for institutional variations, it is reasonable to assume that these accuracy rates would fluctuate if calculated by the institution. Using the TEAS Version 7 test score associated with the .50 probability of success for a particular institution, in conjunction with other indices of academic preparedness, particularly to differentiate the students that are at or near this score would help increase the chances of selecting students that will be successful in early nursing school.

### Study 3

#### **Do successful early nursing school students perform differently on the ATI TEAS Version 7 test than unsuccessful students?**

If the ATI TEAS Version 7 is intended to measure academic achievement that is critical to success in early nursing school, then there should be a difference in TEAS Version 7 test scores between students that were successful and those that were not successful. In other words, students that were successful in Fundamentals should have higher scores on the TEAS than students that were not successful.

To determine if the mean of TEAS Version 7 scores were different for students that were classified as successful in Fundamentals versus students classified as unsuccessful, an independent samples t-test was conducted.

#### **ADN Students**

Results indicated that there was a significant mean difference in ATI TEAS Version 7 test scores between ADN students that were successful (mean = 73.56, SD = 9.79) on the Fundamentals test and those that were unsuccessful (mean = 68.80, SD = 10.52);  $t(15176) = 28.83$ ,  $p < .01$ . The effect size associated with this mean difference is considered large,  $d = 0.47$ .

These findings suggest that ADN students that go on to be successful in early nursing school, as measured by the Fundamentals test, had, on average, significantly better scores on the TEAS Version 7 test than those that were not successful. ADN students that were successful in their early nursing school Fundamentals course had scored approximately 4.8 percentage points higher on the TEAS test than their unsuccessful peers.

#### **BSN Students**

Results indicated that there was a significant mean difference in ATI TEAS Version 7 test scores between BSN students that were successful (mean = 77.79, SD = 9.48) on the Fundamentals test and those that were unsuccessful (mean = 71.08, SD = 11.05);  $t(10383) = 32.91$ ,  $p < .01$ . The effect size associated with this mean difference is considered large,  $d = 0.65$ .

These findings suggest that BSN students that go on to be successful in early nursing school, as measured by the Fundamentals test, had, on average, significantly better scores on the TEAS Version 7 test than those that were not successful. BSN students that were successful in their early nursing school Fundamentals course had scored approximately 6.7 percentage points higher on the TEAS test than their unsuccessful peers.

### PN Students

Results indicated that there was a significant mean difference in ATI TEAS Version 7 test scores between PN students that were successful (mean = 66.66, SD = 9.96) on the Fundamentals test and those that were unsuccessful (mean = 58.09, SD = 10.97);  $t(9050) = 38.42$ ,  $p < .01$ . Again, the effect size for this difference was large,  $d = 0.81$ .

These findings suggest that PN students that go on to be successful in early nursing school, as measured by the Fundamentals test, had, on average, significantly better scores on the TEAS Version 7 test than those that were not successful. PN students that were successful in their early nursing school Fundamentals course had scored approximately 8.6 percentage points higher on the TEAS Version 7 test than their unsuccessful peers. Table 10 below summarizes these results for ADN, BSN, and PN students.

**Table 10.** Mean TEAS test scores (standard deviations) by Fundamentals outcome for each program type

<b>Fundamentals Outcome</b>	<b>ADN</b>	<b>BSN</b>	<b>PN</b>
<b>Successful</b> ( $\geq$ prof level 2)	73.56 (9.79) n = 7,385	77.79 (9.48) n = 4,829	66.66 (9.96) n = 4,013
<b>Not Successful</b> (< prof level 2)	68.80 (10.52) n = 7,793	71.08 (11.05) n = 5,556	58.09 (10.97) n = 5,039

### Discussion

Overall, students who were successful in Fundamentals scored significantly better than those who were not successful. This was the case for both ADN, BSN, and PN students. These findings further support the use of the TEAS Version 7 test as an indicator of Fundamentals outcome. While the analysis is retrospective in that groups are defined by a variable that was measured after the TEAS Version 7 was administered, it was valuable to compare these group differences, if anything, to provide additional evidence to support the claim that there is a meaningful relationship between performance on the TEAS Version 7 and performance in Fundamentals.

## Summary

Overall, the findings presented in this report provide evidence to support the predictive validity of the ATI TEAS Version 7 as an indicator of early nursing school success thereby supporting its use as a tool in the admissions process. The statistically significant correlation coefficients between the ATI TEAS Version 7 test scores and the Fundamentals test are medium effect sizes and appear to be on par with at least one other commonly used admissions test. Success in early nursing school was then defined as obtaining a score on the Fundamentals test at or above proficiency level 2 and several analyses were conducted to evaluate the relationship between the ATI TEAS Version 7 and success versus non-success on the Fundamentals.

As would be expected if the TEAS Version 7 is predictive of early nursing school success, there was a larger proportion of students that were classified as Developmental on the TEAS Version 7 (i.e., the lowest performance category) that were not successful on the subsequent Fundamentals test than in any of the other performance categories. Conversely, as TEAS Version 7 performance categories increased towards Exemplary, the percentages of students that were successful on the Fundamentals also increased. For instance, based on Table 6, 96.1% of PN students that scored at the Developmental level on the TEAS Version 7 were unsuccessful in Fundamentals whereas 73.4% of students that were classified as Exemplary on the TEAS Version 7 were successful in Fundamentals. While descriptive in nature, these percentages lend support for the relationship between ATI TEAS Version 7 test scores and Fundamentals outcome.

Using logistic regression analyses to predict Fundamentals success or non-success, it was demonstrated that TEAS Version 7 test scores were a significant predictor of early nursing school success for ADN, BSN, and PN students. The prediction accuracy rates calculated from the prediction equation were slightly higher for PN students than for ADN/BSN students in this sample and it was suggested that the TEAS Version 7 may be more accurate for students at the extremes (i.e., Developmental and Exemplary levels) but may be less accurate for students that score at the Proficient level. However, due to the limitations associated with prediction accuracy rate calculations, these findings should only be interpreted with caution.

Finally, results indicated that students that were successful in Fundamentals scored significantly higher on the ATI TEAS Version 7 test than students that were not successful in Fundamentals. This information further supports the usefulness of the ATI TEAS Version 7 as a tool in the admissions process in that there are meaningful differences in TEAS Version 7 test scores that can assist educators differentiate successful and non-successful students.

Taken together, the findings presented in this report demonstrate that the ATI TEAS Version 7 is a useful indicator of early nursing school success. While the ATI TEAS Version 7 can be used as one measure of academic preparedness to be considered in the admissions process, it should be emphasized that a test should not be used as the sole determining factor of admittance or non-admittance to a program. Thus, it is recommended that other academic indices of academic capacity be considered when making admissions decisions.

## References

- Assessment Technologies Institute (ATI) Research. Predicting early nursing school performance in an ADN program: How do the ATI TEAS version 7 preparedness levels predict RN CMS Fundamentals performance? ATI Nursing Education; 2024. Accessed January 16, 2025. [https://www.atitesting.com/docs/default-source/research/research\\_brief\\_ati-teas7\\_adn-fundamentals.pdf](https://www.atitesting.com/docs/default-source/research/research_brief_ati-teas7_adn-fundamentals.pdf)
- Assessment Technologies Institute (ATI) Research. Predicting early nursing school performance in a BSN program: How do the ATI TEAS version 7 preparedness levels predict RN CMS Fundamentals performance? ATI Nursing Education; 2024. Accessed January 16, 2025. [https://atitesting.com/docs/default-source/research/research\\_brief\\_ati-teas7\\_bsn-fundamentals.pdf](https://atitesting.com/docs/default-source/research/research_brief_ati-teas7_bsn-fundamentals.pdf)
- Cohen, J. (1988). Statistical power analysis for the behavioral sciences (2nd edition). Hillsdale, NJ: Erlbaum.
- Kelley, J.A. (2011). PN Comprehensive Predictor 2011 and NCLEX-PN readiness. Assessment Technologies Institute, LLC.
- ATI. (2023). Technical manual for the Test of Essential Academic Skills (TEAS) - Version 7. Assessment Technologies Institute, LLC.
- Wolkowitz, A.A., & Kelley, J.A. (2010). Academic predictors of success in a nursing program. Journal of Nursing Education, 49(9), 498-503.
- Yoo, H., Zhou, X., & Phillips, B. (2025). Predictive Validity of Preadmission Assessment on Early Nursing Academic Readiness: Impact of COVID-19. Nurse Educator, ( ):10.1097/NNE.0000000000001891, May 15, 2025. | DOI: 10.1097/NNE.0000000000001891
- Zwick, R. (2006). Higher education admissions testing. In R. L. Brennan (Ed.), Educational Measurement (4th ed.), pp. 647-679 Westport, CT: American Council on Education/Praeger.

**If you have questions regarding this paper, please do not hesitate to contact us at:  
[aticommunications@atitesting.com](mailto:aticommunications@atitesting.com)**